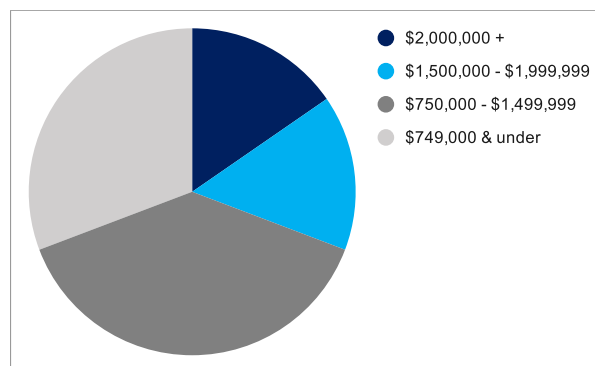


Suburb Sales Statistics

Sandringham - April 2023

No	Street Address	Sale Price	Uncon. date
15	Royal Terrace	\$2,025,000	21-Apr-23
11	Shaw Street	\$2,015,000	14-Apr-23
14	Duncan Avenue	\$1,715,000	13-Apr-23
93	Burnley Terrace	\$1,540,000	27-Apr-23
1/25	Shorwell Street	\$1,450,000	19-Apr-23
8B	Aroha Avenue	\$1,450,000	17-Apr-23
294	Mount Albert Road	\$1,250,000	17-Apr-23
31 A	Renfrew Avenue	\$1,065,000	27-Apr-23
39	Shorwell Street	\$950,000	20-Apr-23
5/7	Patterson Street	\$715,000	24-Apr-23
1/253	Balmoral Road	\$636,500	17-Apr-23
4/32	Arabi Street	\$537,000	24-Apr-23
6/4	Shaw Street	\$495,000	28-Apr-23

Breakdown of sales	No. of sales	Value of sales
\$2,000,000 +	2	\$4,040,000
\$1,500,000 - \$1,999,999	2	\$3,255,000
\$750,000 - \$1,499,999	5	\$6,165,000
\$749,000 & under	4	\$2,383,500
TOTALS	13	\$15,843,500
AVERAGE		\$1,218,731



While every effort has been made to ensure that the property information in the publication is accurate we recommend that, before relying on this information you seek independent advice. Source: Various industry related websites

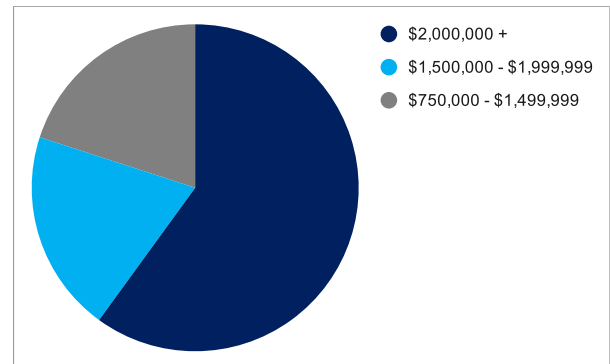
*This sales information includes residential sales made by various real estate companies in the stated month and suburb

Suburb Sales Statistics

Epsom - April 2023

No	Street Address	Sale Price	Uncon. date
15 B	Golf Road	\$6,500,000	26-Apr-23
1/11	Glenfell Place	\$5,388,888	26-Apr-23
9	Patey Street	\$2,950,000	21-Apr-23
80	King George Avenue	\$2,800,000	25-Apr-23
29	Wapiti Avenue	\$2,790,000	21-Apr-23
38 B	Torrance Street	\$2,152,000	3-Apr-23
205/223D	Green Lane	\$1,850,000	21-Apr-23
Lot 19 87-89	Ranfurly Road	\$1,650,000	26-Apr-23
207/64	Great South Road	\$1,100,000	19-Apr-23
1A/28	King Edward Avenue	\$1,050,000	24-Apr-23

Breakdown of sales	No. of sales	Value of sales
\$2,000,000 +	6	\$22,580,888
\$1,500,000 - \$1,999,999	2	\$3,500,000
\$750,000 - \$1,499,999	2	\$2,150,000
\$749,000 & under		
TOTALS	10	\$28,230,888
AVERAGE		\$2,823,089



While every effort has been made to ensure that the property information in the publication is accurate we recommend that, before relying on this information you seek independent advice. Source: Various industry related websites

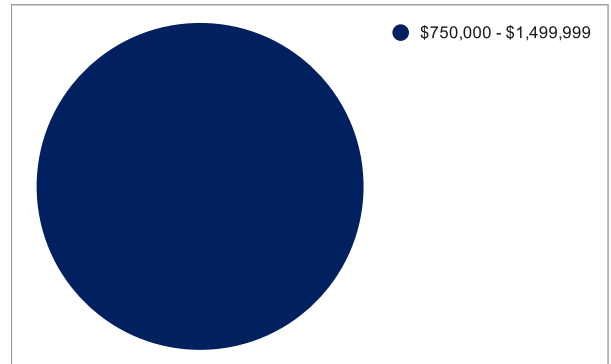
*This sales information includes residential sales made by various real estate companies in the stated month and suburb

Suburb Sales Statistics

Hillsborough - April 2023

No	Street Address	Sale Price	Uncon. date
36	Eaton Road	\$1,490,000	18-Apr-23
303	Hillsborough Road	\$1,370,000	4-Apr-23
263 A	Hillsborough Road	\$1,300,311	5-Apr-23
18	Stephen Lysnar Place	\$1,200,000	27-Apr-23

Breakdown of sales	No. of sales	Value of sales
\$2,000,000 +		
\$1,500,000 - \$1,999,999		
\$750,000 - \$1,499,999	4	\$5,360,311
\$749,000 & under		
TOTALS	4	\$5,360,311
AVERAGE		\$1,340,078



While every effort has been made to ensure that the property information in the publication is accurate we recommend that, before relying on this information you seek independent advice. Source: Various industry related websites

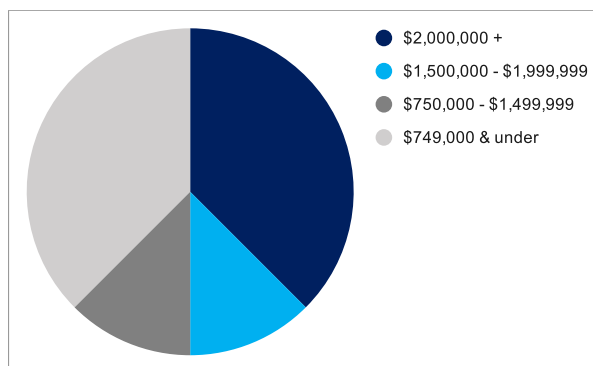
*This sales information includes residential sales made by various real estate companies in the stated month and suburb

Suburb Sales Statistics

Mt Albert - April 2023

No	Street Address	Sale Price	Uncon. date
4	Norgrove Avenue	\$3,665,000	20-Apr-23
10	Asquith Avenue	\$2,465,000	12-Apr-23
78	Alberton Avenue	\$2,180,000	13-Apr-23
140	Mount Albert Road	\$1,562,000	17-Apr-23
45 B	Asquith Avenue	\$985,000	27-Apr-23
309/1 B	Soljak Place	\$634,500	18-Apr-23
1/1	Norrie Avenue	\$562,500	14-Apr-23
4/31	Rawalpindi Street	\$425,000	5-Apr-23

Breakdown of sales	No. of sales	Value of sales
\$2,000,000 +	3	\$8,310,000
\$1,500,000 - \$1,999,999	1	\$1,562,000
\$750,000 - \$1,499,999	1	\$985,000
\$749,000 & under	3	\$1,622,000
TOTALS	8	\$12,479,000
AVERAGE		\$1,559,875



While every effort has been made to ensure that the property information in the publication is accurate we recommend that, before relying on this information you seek independent advice. Source: Various industry related websites

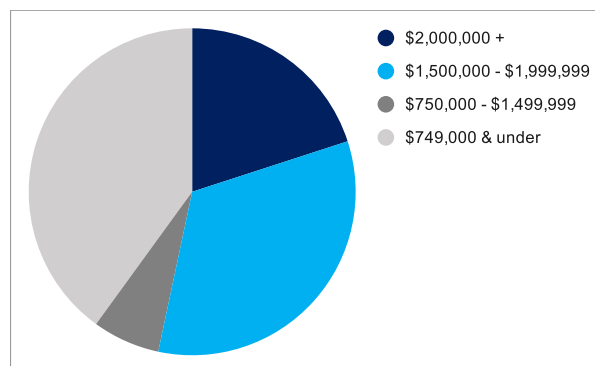
*This sales information includes residential sales made by various real estate companies in the stated month and suburb

Suburb Sales Statistics

Mt Eden - April 2023

No	Street Address	Sale Price	Uncon. date
4	King Edward Street	\$3,530,000	21-Apr-23
125	Shackleton Road	\$2,350,000	21-Apr-23
40	King Edward Street	\$2,000,000	19-Apr-23
26	Valley Road	\$1,970,000	27-Apr-23
7	Westminster Road	\$1,825,000	19-Apr-23
24	Wiremu Street	\$1,800,000	5-Apr-23
4	Wairiki Road	\$1,710,000	11-Apr-23
38	Lambeth Road	\$1,660,000	22-Apr-23
104/11	Fenton Street	\$825,000	12-Apr-23
2/23	Wiremu Street	\$745,000	21-Apr-23
5/22	Wiremu Street	\$740,000	12-Apr-23
11/25	View Road	\$695,000	5-Apr-23
5/36	Tennyson Street	\$671,000	24-Apr-23
3/15 A	Woodside Road	\$565,000	17-Apr-23
1D/94	Dominion Road	\$280,000	28-Apr-23

Breakdown of sales	No. of sales	Value of sales
\$2,000,000 +	3	\$7,880,000
\$1,500,000 - \$1,999,999	5	\$8,965,000
\$750,000 - \$1,499,999	1	\$825,000
\$749,000 & under	6	\$3,696,000
TOTALS	15	\$21,366,000
AVERAGE		\$1,424,400



While every effort has been made to ensure that the property information in the publication is accurate we recommend that, before relying on this information you seek independent advice. Source: Various industry related websites

*This sales information includes residential sales made by various real estate companies in the stated month and suburb

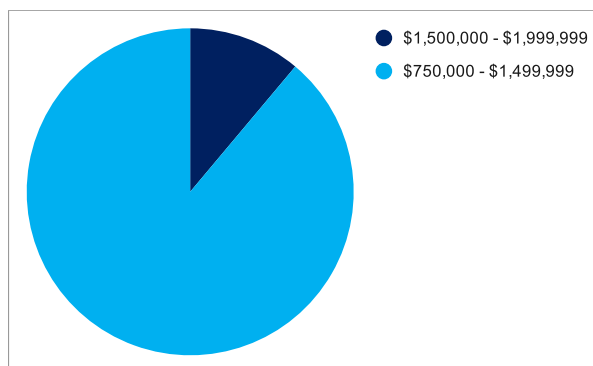
Suburb Sales Statistics

Mt Roskill - April 2023

Harcourts
JK Realty Group

No	Street Address	Sale Price	Uncon. date
68	Oakdale Road	\$1,665,000	20-Apr-23
36	Glenveagh Drive	\$1,365,000	26-Apr-23
97	Stamford Park Road	\$1,260,000	19-Apr-23
33	Dornwell Road	\$1,213,500	19-Apr-23
13	Louvain Avenue	\$950,000	21-Apr-23
8 A	Locke Avenue	\$888,000	5-Apr-23
44 A	Stamford Park Road	\$850,000	6-Apr-23
1	Ball Place	\$830,000	19-Apr-23
2/577	Richardson Road	\$788,000	11-Apr-23

Breakdown of sales	No. of sales	Value of sales
\$2,000,000 +		
\$1,500,000 - \$1,999,999	1	\$1,665,000
\$750,000 - \$1,499,999	8	\$8,144,500
\$749,000 & under		
TOTALS	9	\$9,809,500
AVERAGE		\$1,089,944



While every effort has been made to ensure that the property information in the publication is accurate we recommend that, before relying on this information you seek independent advice. Source: Various industry related websites

*This sales information includes residential sales made by various real estate companies in the stated month and suburb